

Skiplax ISA Indoor Ski Championships 2016

=== JUNIORS ===

Special Slalom

ISA Championships - Final Ranking

Rank	Bib.	Yr	Cat	Rank	Name	Team	====	Run 1	Run 2	Time
------	------	----	-----	------	------	------	------	-------	-------	------

++ Under 08 - Girls ++

1	54	2009	U08	(1)	ASHTON Piper	St Petros		21.66	* 19.91	19.91
2	25	2009	U08	(2)	BOND Alice	Malvern Girls		22.32	* 20.50	20.50

++ Under 08 - Boys ++

1	14	2009	U08	(1)	FABER Ryan	Shillingstone Primary School		* 15.74		15.74
2	47	2009	U08	(2)	COLDRIDGE MONTY	Kitebrook Prep A		19.40	* 18.87	18.87
3	101	2009	U08	(3)	RANDALL Henry	Copthill School A		33.77	* 19.99	19.99

Did Not Finish - Run 2 (1)

	14	2009	U08		FABER Ryan	Shillingstone Primary School				
--	----	------	-----	--	------------	------------------------------	--	--	--	--

++ Under 10 - Girls ++

1	18	2008	U10	(1)	CALDWELL Kitty-Jay	Hillside Community School		15.93	* 14.93	14.93
2	59	2007	U10	(2)	DANIEL Momo	South Hampstead High School		16.46	* 16.08	16.08
3	79	2007	U10	(3)	BIRD Libby	Copthill School A		18.35	* 17.14	17.14
4	53	2007	U10	(4)	BOND Martha	Malvern Girls		18.09	* 17.23	17.23
5	57	2007	U10	(5)	FARROW Isla	Dolphin School (Hurst) A		18.21	* 18.07	18.07
6	84	2007	U10	(6)	GORDON Freya	South Hampstead High School		* 18.44	18.68	18.44
7	138	2008	U10	(7)	MILLER Alexandra	St Teresas B		20.25	* 19.39	19.39
8	113	2007	U10	(8)	FREEMAN Josephine	St Teresas B		41.86	* 20.54	20.54
9	180	2007	U10	(9)	BLOOM Natasha	South Hampstead High School		22.35	* 21.61	21.61
10	69	2007	U10	(10)	BEADLE Vie	Woodlands Hutton Manor A		24.18	* 22.46	22.46
11	127	2007	U10	(11)	JELFS Elizabeth	St Teresas B		* 23.10	41.73	23.10
12	141	2007	U10	(12)	HENSHAW Natasha	South Hampstead High School		24.38	* 23.14	23.14
13	159	2007	U10	(13)	MERRITT Caitlin	Dolphin School (Hurst) C		32.79	* 28.17	28.17

Did Not Start - Run 1 (1)

	94	2007	U10		SKYES Tabitha	Dolphin School London B				
--	----	------	-----	--	---------------	-------------------------	--	--	--	--

Did Not Start - Run 2 (1)






















	94	2007	U10		SKYES Tabitha	Dolphin School London B				
--	----	------	-----	--	---------------	-------------------------	--	--	--	--

Skiplex ISA Indoor Ski Championships 2016

=== JUNIORS ===

Special Slalom





















ISA Championships - Final Ranking

Rank	Bib.	Yr	Cat	Rank	Name	Team	====	Run 1	Run 2	Time
++ Under 10 - Boys ++										
1	33	2008	U10	(1)	PARKER Alfie	St Pauls C of E Primary		14.11	* 13.95	13.95
2	88	2008	U10	(2)	HODSON Harri	Ysgol Llangynnwr A		15.47	* 14.64	14.64
3	122	2007	U10	(3)	SZERKOWSKI Kai	The Hall School B		17.31	* 16.24	16.24
4	134	2007	U10	(4)	MARLOW Archie	The Hall School B		18.05	* 17.24	17.24
5	111	2008	U10	(5)	KINGSLEY Max	Woodlands Hutton Manor B		19.01	* 17.53	17.53
6	120	2007	U10	(6)	MOORE Cole	Berkhamsted School B		* 18.06	18.45	18.06
7	11	2007	U10	(7)	GOLDSCHMIED Zac	Dolphin School London A		18.28	19.24	18.28
8	157	2007	U10	(8)	POTTER William	The Hall School C		* 18.50	18.91	18.50
9	114	2007	U10	(9)	TROTMAN DEVEN	Kitebrook Prep		18.85	* 18.70	18.70
10	125	2008	U10	(10)	KINGSLEY Sam	Woodlands Hutton Manor B		* 18.78	19.56	18.78
11	175	2007	U10	(11)	JACKSON Toby	The Hall School D		18.98	* 18.85	18.85
12	26	2008	U10	(12)	ASHTON Ruben	St Petrocs		19.20	* 18.99	18.99
13	27	2007	U10	(13)	PRICE SIDDIQUI Archie	The Grange School Hartford A		19.62	* 19.05	19.05
14	32	2007	U10	(14)	TUINENBURG Dylan	St Wystans School A		22.24	* 19.13	19.13
15	128	2007	U10	(15)	LORENZ Henry-Otto	The Grove School MK		20.91	* 19.36	19.36
16	143	2008	U10	(16)	JUNGLING Ralph	Gate House School B		21.84	* 20.69	20.69
17	140	2008	U10	(17)	CHARLEY Ethan	Dolphin School (Hurst) B		21.87	* 21.58	21.58
18	166	2007	U10	(18)	LUSHER Rafe	Dolphin School London D		26.04	* 23.57	23.57
19	147	2008	U10	(19)	DEVINE Henry	Dolphin School London C		* 28.95		28.95
20	55	2007	U10	(20)	SANTINI William	The Grange School Hartford A		* 30.18	33.10	30.18
21	173	2007	U10	(21)	ROMO Julian	Dolphin School London D		* 1:38.82		1:38.82

Disqualified - Run 1 (2)

147	2008	U10		DEVINE Henry	Dolphin School London C	
173	2007	U10		ROMO Julian	Dolphin School London D	

++ Under 12 - Girls ++




















1	1	2005	U12	(1)	PARKER Abbie	St Pauls C of E Primary		12.90	* 12.14	12.14
2	22	2005	U12	(2)	BARTLETT Honor	Littlegarth School A		13.23	* 12.78	12.78
3	23	2006	U12	(3)	HOWESON Olivia	Oakwood Primary		13.14	* 12.88	12.88
4	51	2005	U12	(4)	MANN Madeleine	Littlegarth School A		13.26	* 13.24	13.24
5	9	2005	U12	(5)	BATEMAN Nicole	Chesham Prep A		13.98	* 13.50	13.50
6	41	2005	U12	(6)	BATEMAN Daniella	Chesham Prep A		14.62	* 14.10	14.10
7	20	2006	U12	(7)	MARTIN Juliette	New Hall School A		* 14.27		14.27
8	73	2006	U12	(8)	VERE-LAURIE Isabel	Wellow House School A		15.81	* 15.39	15.39
9	31	2006	U12	(9)	FAIRFULL Maddy	South Hampstead High School		* 15.86	15.87	15.86
10	97	2006	U12	(10)	GERMANY Emma	Wellow House School A		* 16.11	16.13	16.11
11	58	2006	U12	(11)	LYMBERY Chloe	Durlston Court School		18.69	* 16.14	16.14
12	132	2005	U12	(12)	THOMAS Isabel	Berkhamsted School B		17.97	* 16.83	16.83
13	67	2005	U12	(13)	PERRY Charlotte	Howe Green House A		17.27	* 17.21	17.21
14	50	2005	U12	(14)	MILLBURN Georgia	The Grove School MK A		19.35	* 17.49	17.49
15	117	2005	U12	(15)	LEGMANN Isabelle	Dolphin School (Hurst) B		18.72	* 17.88	17.88
16	107	2006	U12	(16)	HOCKNEY Emma	Berkhamsted School B		* 18.50	18.82	18.50
17	150	2005	U12	(17)	SPOONER Issy	South Hampstead High School		* 18.80		18.80
18	40	2005	U12	(18)	OAKES Lili	Howe Green House A		* 18.82	19.32	18.82
19	174	2006	U12	(19)	WHITMORE-JONES Milly	South Hampstead High School		19.49	* 18.86	18.86
20	164	2005	U12	(20)	AARONS Emilie	South Hampstead High School		20.23	* 18.98	18.98

Skiplex ISA Indoor Ski Championships 2016


=== JUNIORS ===

Special Slalom


ISA Championships - Final Ranking

Rank	Bib.	Yr	Cat	Rank	Name	Team	====	Run 1	Run 2	Time
21	171	2006	U12	(21)	TORREBANCA Carmen	South Hampstead High School		19.40 *	19.12	19.12
22	13	2005	U12	(22)	CUTMORE Alexandra	St Teresas A		20.73 *	19.23	19.23
23	19	2006	U12	(23)	FURBATTO Silke	Meadowbrook Montessori A		20.57 *	19.39	19.39
24	142	2005	U12	(24)	VIALS Kirsty	Berkhamsted School B		19.63 *	19.48	19.48
25	168	2006	U12	(25)	LEVIN Noa	South Hampstead High School		20.36 *	19.53	19.53
26	135	2005	U12	(26)	ACERBI Anna	Knightsbridge School B		20.09 *	19.79	19.79
27	160	2006	U12	(27)	PERRY Rosie	South Hampstead High School		20.64 *	19.89	19.89
28	156	2006	U12	(28)	COHEN Ella	South Hampstead High School		* 20.00		20.00
29	98	2006	U12	(29)	SZOR EMILY	Kitebrook Prep A		20.71 *	20.45	20.45
30	152	2006	U12	(30)	QUINTANILHA Maria	Knightsbridge School B		* 20.97	21.56	20.97
30	96	2005	U12	(30)	FOSTER Kiera	St Teresas A		22.15 *	20.97	20.97
32	145	2006	U12	(32)	CURTIS-GREEN Sabina	Knightsbridge School B		21.72 *	21.10	21.10
33	130	2005	U12	(33)	MERRITT Anna	Dolphin School (Hurst) B		21.94 *	21.71	21.71
34	133	2006	U12	(34)	JENVEY Ella	Gate House School B		28.07 *	22.11	22.11
35	177	2006	U12	(35)	WILLIAMS Nina	South Hampstead High School		22.95 *	22.63	22.63
36	154	2006	U12	(36)	FIORAVANTI Sofia	Dolphin School London C		30.89 *	22.73	22.73
37	43	2006	U12	(37)	ABAD Cristina	Dolphin School London A		24.02		24.02
38	93	2006	U12	(38)	BROMAGE Emily	Woodlands Hutton Manor B		1:06.08 *	24.52	24.52
39	80	2006	U12	(39)	MORRIS Annie	Malvern Girls		56.28 *	50.99	50.99

Did Not Start - Run 1 (2)

105	2006	U12		LITTLE Sophie	South Hampstead High School	
163	2006	U12		DINIC Ana	Dolphin School (Hurst) C	

Did Not Start - Run 2 (3)

105	2006	U12		LITTLE Sophie	South Hampstead High School	
150	2005	U12		SPOONER Issy	South Hampstead High School	
163	2006	U12		DINIC Ana	Dolphin School (Hurst) C	

Did Not Finish - Run 2 (1)

156	2006	U12		COHEN Ella	South Hampstead High School	
-----	------	-----	--	-------------------	-----------------------------	---







































Disqualified - Run 2 (2)

20	2006	U12		MARTIN Juliette	New Hall School A	
43	2006	U12		ABAD Cristina	Dolphin School London A	

++ Under 12 - Boys ++

1	8	2005	U12	(1)	MILLS Lawrence	Howe Green House A		12.68 *	12.46	12.46
2	15	2006	U12	(2)	PARKES Oliver	St Aubyns		13.68 *	13.44	13.44
3	4	2005	U12	(3)	HODSON Steffan	Ysgol Llangynnwr A		13.92 *	13.53	13.53
4	30	2006	U12	(4)	DUNCAN Harry	Durlston Court School		13.93 *	13.59	13.59
5	75	2005	U12	(5)	LOUTH Oscar	Meadowbrook Montessori A		14.36 *	13.65	13.65
6	36	2005	U12	(6)	OWEN Rhys	Ysgol Llangynnwr A		14.15 *	13.99	13.99
7	46	2006	U12	(7)	GERMANY Alex	Wellow House School A		14.85 *	14.06	14.06
8	24	2005	U12	(8)	MARSHALL Callum	Cophill School A		15.44 *	14.41	14.41
9	34	2005	U12	(9)	WARNE Ben	Berkhamsted School A		15.36 *	15.10	15.10
10	63	2005	U12	(10)	BURNS Sam	Ysgol Llangynnwr A		16.20 *	15.28	15.28
11	81	2005	U12	(11)	EDWARDS William	The Grange School Hartford A		53.23 *	15.29	15.29

Skiplex ISA Indoor Ski Championships 2016
=== JUNIORS ===
Special Slalom
ISA Championships - Final Ranking

Rank	Bib.	Yr	Cat	Rank	Name	Team	====	Run 1	Run 2	Time
12	109	2006	U12	(12)	SZERKOWSKI Xander	The Hall School B		15.72 *	15.34	15.34
13	38	2006	U12	(13)	TYDEMAN Zach	The Hall School A		15.58 *	15.53	15.53
14	70	2005	U12	(14)	GOLDSCHMEID Samson	Dolphin School London A		15.85 *	15.56	15.56
15	144	2006	U12	(15)	SMITH Michael	The Hall School B		15.91	16.89	15.91
16	89	2005	U12	(16)	REDMAN Niels	Merchant Taylors Prep A		17.12 *	16.18	16.18
17	2	2005	U12	(17)	SHARMAN Hugo	Berkhamsted School A		17.07 *	16.41	16.41
18	124	2005	U12	(18)	HUTLEY Oliver	Howe Green House B		16.47	*	16.47
19	39	2006	U12	(19)	ZORZI Luca	Knightsbridge School A		18.46 *	16.66	16.66
20	49	2006	U12	(20)	MARTIN Todd	New Hall School A		17.49 *	16.70	16.70
21	165	2006	U12	(21)	CHARTOUNI Lukas	The Hall School C		16.84	17.03	16.84
22	17	2006	U12	(22)	COLDRIDGE BARNEY	Kitebrook Prep A		17.34 *	17.05	17.05
23	169	2006	U12	(23)	SOLTI George	The Hall School D		17.99 *	17.36	17.36
24	71	2006	U12	(24)	BROWN Freddie	Taverham Hall Prep A		18.50 *	17.60	17.60
25	86	2006	U12	(25)	JAMES Nils	Berkhamsted School A		18.31 *	17.63	17.63
26	77	2005	U12	(26)	RAV Vivek	The Grove School MK A		18.61 *	18.07	18.07
27	61	2006	U12	(27)	MCGROATY Lewis	Berkhamsted School A		19.53 *	18.23	18.23
28	108	2006	U12	(28)	BHUMBRA Jonty	Gate House School B		19.32 *	18.28	18.28
29	167	2006	U12	(29)	HATFIELD Dylan	Dolphin School (Hurst) C		19.33 *	18.48	18.48
30	52	2005	U12	(30)	HARRISS Luke	Cophill School A		18.91 *	18.62	18.62
31	91	2006	U12	(31)	YEUNG Ryan	Knightsbridge School A		20.03 *	18.65	18.65
32	10	2005	U12	(32)	NASH Luke	Woodlands Hutton Manor A		19.80 *	19.19	19.19
33	42	2006	U12	(33)	ABBOTT Freddie	Woodlands Hutton Manor A		20.85 *	19.28	19.28
34	72	2006	U12	(34)	ELLIOT Harry	St Teresas A		20.04 *	19.99	19.99
35	172	2005	U12	(35)	LOMBARDO Tommaso	The Hall School D		20.31 *	20.14	20.14
36	121	2005	U12	(36)	PERTWEE Rory	Gate House School B		23.18 *	20.76	20.76
37	119	2006	U12	(37)	WHITTINGHAM Peter	St Wystans School A		20.91	21.58	20.91
38	170	2006	U12	(38)	LUSHER Nat	Dolphin School London D		21.48 *	21.02	21.02
39	87	2005	U12	(39)	NEWTON Silvan	Gate House School A		22.58 *	21.05	21.05
40	158	2006	U12	(40)	SEALE Sasha	Dolphin School London C		21.71 *	21.38	21.38
41	126	2006	U12	(41)	SVILAR-BAYNHAM Alek	Dolphin School London B		23.67 *	22.50	22.50
42	60	2006	U12	(42)	TUINENBURG Liam	St Wystans School A		24.34 *	22.86	22.86
43	136	2006	U12	(43)	COYSTEN-SMITH Joseph	Howe Green House C		23.69 *	23.12	23.12
44	182	2005	U12	(44)	BUELS Paddy	Dolphin School London E		24.75	*	24.75
45	153	2006	U12	(45)	STREETER Dylan	Howe Green House C		25.41 *	24.95	24.95
46	176	2005	U12	(46)	BUELS Frankie	Dolphin School London D		25.10	35.86	25.10
47	48	2005	U12	(47)	YAU Alec	Meadowbrook Montessori A		26.22 *	25.22	25.22
48	112	2005	U12	(48)	WRIGHT Henry	Dolphin School London B		27.74 *	26.84	26.84
49	179	2006	U12	(49)	CANDELAND Morgan	Dolphin School London E		26.92	30.87	26.92

Did Not Start - Run 1 (4)

45	2005	U12		CONROY William	St Teresas A	
102	2005	U12		MILLAR Oliver	The Grange School Hartford A	
146	2006	U12		MORRELL Jack	Howe Green House C	
181	2006	U12		MOUNFORD Ben	Dolphin School London E	

Disqualified - Run 1 (1)

137	2005	U12		ROMO Ian	Dolphin School London B	
-----	------	-----	--	-----------------	-------------------------	---

Did Not Start - Run 2 (4)



45	2005	U12		CONROY William	St Teresas A	
102	2005	U12		MILLAR Oliver	The Grange School Hartford A	

Skiplex ISA Indoor Ski Championships 2016

=== JUNIORS ===

Special Slalom













ISA Championships - Final Ranking

Rank	Bib.	Yr	Cat	Rank	Name	Team	====	Run 1	Run 2	Time
	146	2006	U12		MORRELL Jack	Howe Green House C				
	181	2006	U12		MOUNFORD Ben	Dolphin School London E				

Disqualified - Run 2 (3)

	124	2005	U12		HUTLEY Oliver	Howe Green House B				
	137	2005	U12		ROMO Ian	Dolphin School London B				
	182	2005	U12		BUELS Paddy	Dolphin School London E				

++ Under 14 - Girls ++

1	29	2003	U14	(1)	FARROW Ellie	Dolphin School (Hurst) A		15.24	*	14.46	14.46
2	78	2004	U14	(2)	KING Emily-Jane	Littlegarth School A			*	17.01	17.01
3	21	2003	U14	(3)	INGRAM Charlotte	The Grove School MK A		17.98	*	17.07	17.07
4	110	2004	U14	(4)	PERRY Georgie	Howe Green House B		*	17.49	17.49	17.49
5	118	2004	U14	(5)	ROTHSCHILD Dagmar	South Hampstead High School		18.64	*	17.58	17.58
6	131	2004	U14	(6)	TORREBANCA Julia	South Hampstead High School		*	17.63	18.20	17.63
7	100	2004	U14	(7)	VICOS Amelia	Littlegarth School A		18.73	*	18.64	18.64
8	35	2004	U14	(8)	BHUMBRA Sienna	Gate House School A		20.18	*	18.74	18.74
9	62	2004	U14	(9)	SAGGAR Rhia	Gate House School A		19.58	*	19.22	19.22
10	104	2004	U14	(10)	DONNELLY Laura	Dolphin School (Hurst) A		19.86	*	19.23	19.23
11	123	2003	U14	(11)	PRICE Solaia	Knightsbridge School B			*	19.27	19.27
12	183	2004	U14	(12)	COLLINS Caley	Dolphin School London A		20.56		20.73	20.56
13	85	2004	U14	(13)	MURPHY Ellie	St Wystans School A			*	1:09.65	1:09.65

Disqualified - Run 1 (2)

	44	2003	U14		MOORE Alice	Taverham Hall Prep A				
	85	2004	U14		MURPHY Ellie	St Wystans School A				












Disqualified - Run 2 (3)

	44	2003	U14		MOORE Alice	Taverham Hall Prep A				
	78	2004	U14		KING Emily-Jane	Littlegarth School A				
	123	2003	U14		PRICE Solaia	Knightsbridge School B				


++ Under 14 - Boys ++

1	28	2004	U14	(1)	URQUHART Aidan	Falcons School For Boys A		12.64	*	12.05	12.05
2	16	2004	U14	(2)	VERE-LAURIE Jorge	Wellow House School A		12.89	*	12.40	12.40
3	6	2003	U14	(3)	FAIRFULL Max	The Hall School A		12.57	*	12.55	12.55
4	76	2004	U14	(4)	MARTIN Max	New Hall School A		13.55	*	13.38	13.38
5	37	2003	U14	(5)	MICHAELS Joshua	Merchant Taylors Prep A		31.57	*	13.74	13.74
6	65	2003	U14	(6)	SWIFT Nat	The Hall School A		*	13.85		13.85
7	68	2004	U14	(7)	HAIG George	Chesham Prep A		15.59	*	14.42	14.42
8	7	2003	U14	(8)	AULD Sebastian	Knightsbridge School A		16.10	*	14.47	14.47
9	12	2003	U14	(9)	FOX Elliot	Taverham Hall Prep A		15.55	*	14.85	14.85
10	5	2003	U14	(10)	REDMAN Willem	Merchant Taylors Prep A		16.46	*	14.88	14.88
11	95	2003	U14	(11)	GRANVILLE Ben	Taverham Hall Prep A		16.79	*	15.29	15.29
12	66	2004	U14	(12)	BORDS Camille	Knightsbridge School A		17.00	*	16.09	16.09
13	148	2004	U14	(13)	STUDER-SCHRADER Charlie	Falcons School For Boys B		18.14	*	16.49	16.49

Skiplex ISA Indoor Ski Championships 2016
=== JUNIORS ===
Special Slalom
ISA Championships - Final Ranking

Rank	Bib.	Yr	Cat	Rank	Name	Team	====	Run 1	Run 2	Time
14	56	2004	U14	(14)	GUY Adrian	Falcons School For Boys A		17.54 *	16.65	16.65
15	151	2004	U14	(15)	ROBERTSON Freddie	The Hall School C		16.79	17.23	16.79
16	82	2004	U14	(16)	WONG Olivier	Falcons School For Boys A		18.42 *	16.93	16.93
17	90	2004	U14	(17)	NEALE Jamie	The Hall School A		18.41 *	17.06	17.06
18	129	2004	U14	(18)	WONG Nicholas	Falcons School For Boys B		18.98 *	17.12	17.12
19	64	2003	U14	(19)	WAREING Henry	Merchant Taylors Prep A		17.46 *	17.14	17.14
20	116	2004	U14	(20)	DEVISE-CRAIG William	Falcons School For Boys B		18.47 *	17.16	17.16
21	83	2004	U14	(21)	MCCARTHY Sam	Dolphin School (Hurst) A		19.20 *	17.34	17.34
22	74	2003	U14	(22)	HASKINS CHARLIE	Kitebrook Prep A		17.71 *	17.57	17.57
23	139	2004	U14	(23)	MANTHEY Niklas	Falcons School For Boys B		20.22 *	17.89	17.89
24	3	2004	U14	(24)	JENVEY Luke	Gate House School A		20.20 *	18.61	18.61
25	103	2004	U14	(25)	RICH Jack	Falcons School For Boys A		19.36 *	18.69	18.69
26	106	2004	U14	(26)	MOLLOY Finlay	St Wystans School A		19.18 *	19.11	19.11
27	115	2004	U14	(27)	MANJI Hasan	The Grove School MK		21.26 *	19.23	19.23
28	161	2004	U14	(28)	PERRY Sam	The Hall School C		20.33 *	20.04	20.04
29	178	2003	U14	(29)	MULLAN William	The Hall School D		20.83	21.12	20.83
30	149	2004	U14	(30)	HATFIELD Jackson	Dolphin School (Hurst) B		21.32 *	21.07	21.07
31	99	2003	U14	(31)	GOMES-PAYNE Kyle	The Grove School MK A		21.91 *	21.50	21.50
32	92	2004	U14	(32)	LONG Jude	Howe Green House B		22.56		22.56
33	155	2004	U14	(33)	BEAVON Taran	Dolphin School (Hurst) C		24.21 *	22.78	22.78
34	162	2004	U14	(34)	SEALE Misha	Dolphin School London C		25.86 *	24.37	24.37

Did Not Finish - Run 2 (1)

92	2004	U14		LONG Jude	Howe Green House B	
----	------	-----	--	------------------	--------------------	---

Disqualified - Run 2 (1)

65	2003	U14		SWIFT Nat	The Hall School A	
----	------	-----	--	------------------	-------------------	---

RECAP	1st RUN	2nd RUN	
Records :			183
Did Not Start :	7	8	15
Did Not Finish :	0	3	3
Disqualified :	5	9	14
Did Not Qualify for 2nd RUN :		0	0
At Finish :			174